










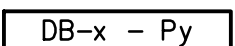

























































LEGEND

-  ELECTRICAL SERVICES SWITCHBOARD.
-  SWITCHBOARD / CONTROL PANEL NOT PROVIDED AS PART OF THE ELECTRICAL SUBCONTRACT.
-  SINGLE POWER OUTLET.
-  DOUBLE POWER OUTLET.
-  EXIST  EXISTING POWER OUTLET TO REAMIN AS NOTED.
-  SIGNAGE CONNECTION.
-  SPx LIGHTING CONTROL SWITCHPANEL, TYPE x.
-  ONE-WAY LIGHT SWITCH.
-  CIRCUIT LINE.
-  SWITCH LINE.
-  DB-x - Py POWER CIRCUIT DESIGNATION. DENOTES DB AND CIRCUIT.
-  LIGHTING CONTROL CHANNEL REFERENCE.
-  ELECTRICAL EQUIPMENT AS NOTED.
-  REFER TO DETAIL NOTED FOR THE AREA SHOWN HATCHED. ADDITIONAL OUTLETS & FITTINGS MAY BE SHOWN ON DETAIL.
-  E1 E1: GENERAL CEILING RECESSED LED EMERGENCY LIGHT, WHITE.
-  E2 E2: EXISTING EMERGENCY LIGHT TO BE RETAINED.
-  E3  E3: EXISTING EMERGENCY EXIT LIGHT TO BE RETAINED. .
-  EX: EMERGENCY LED EXIT LIGHT, WHITE.
-  PD01 PD01: DECORATIVE SUSPENDED PENDANT.
-  PD02 PD02: DECORATIVE SUSPENDED PENDANT.
-  PD03 PD03: DECORATIVE SUSPENDED PENDANT.
-  PD05 PD05: DECORATIVE SUSPENDED PENDANT.
-  PD06 PD06: DECORATIVE SUSPENDED PENDANT.
-  PD07 PD07: DECORATIVE SUSPENDED PENDANT.
-  PD09 PD09: DECORATIVE SUSPENDED PENDANT.
-  PD10 PD10: DECORATIVE SUSPENDED PENDANT.
-  PD11 PD11: DECORATIVE SUSPENDED PENDANT.
-  WL01 WL01: DECORATIVE WALL LIGHT, BRASS.
-  WL02 WL02: DECORATIVE WALL LIGHT, BLACK.
-  WL03 WL03: DECORATIVE WALL LIGHT.
-  WL04 WL04: DECORATIVE WALL LIGHT.
-  WL05 WL05: DECORATIVE WALL LIGHT.
-  WL06 WL06: DECORATIVE WALL LIGHT.
-  WL10 WL10: DECORATIVE WALL LIGHT.
-  WL11 WL11: DECORATIVE WALL LIGHT.
-  WL12 WL12: DECORATIVE WALL LIGHT.

LEGEND

-  RD01 RD01: 90 DIA RECESSED DOWNLIGHT, WHITE.
-  RD02 RD02: 75 DIA RECESSED DOWNLIGHT, WHITE.
-  RD03 RD03: RECTANGULAR TWIN HEAD ADJUSTABLE RECESSED DOWNLIGHT, WHITE.
-  RD04 RD04: 190 DIA RECESSED DOWNLIGHT, WHITE.
-  RD11 RD11: 150 DIA RECESSED IP54 DOWNLIGHT, WHITE
-  GL01 GL01: GARDEN SPIKE LIGHT, BLACK.
-  BL01 BL01: TREE WRAP BUD LIGHT.
-  G1 G1: GAMING ROOM CEILING FEATURE LED STRIP LIGHT.
-  R1 R1: GAMING ROOM CEILING FEATURE LED STRIP LIGHT.
-  FE FE: EXISTING CEILING FAN AND CONTROLS TO BE RETAINED.
-  F02 F02: REPLACE THE EXISTING CEILING FAN AND CONTROLS.
-  FS01 FS01: REPLACE THE EXISTING FESTOON LIGHTS FIXED TO STAINLESS STEEL WIRE SUPPORT.
-  FDE  FDE: EXISTING FLOOD LIGHT TO BE RETAINED.
-  SL01 SL01: SURFACE CAN DOWNLIGHT.
-  SL02 SL02: SURFACE CAN DOWNLIGHT.
-  SL03 SL03: SURFACE CAN DOWNLIGHT.
-  SL04 SL04: SURFACE CAN DOWNLIGHT.
-  SLE SLE: EXISTING SURFACE MOUNTED LIGHT TO BE RETAINED AND RESUPPLIED.
-  S1 S1: WARM WHITE STRAIGHT LED STRIP LIGHT MOUNTED BEHIND THE FOUR SIDES OF THE TV.
-  S2 S2: WARM WHITE STRAIGHT LED STRIP LIGHT MOUNTED WITHIN THE BAR FRONT.
-  S3 S3: WARM WHITE FLEXIBLE LED STRIP LIGHT MOUNTED WITHIN THE REAR BAR JOINERY.
-  S4 S4: WARM WHITE STRAIGHT LED STRIP LIGHT MOUNTED ON THE SUSPENDED BAR FEATURE BULKHEAD.
-  S5 S5: THREE RUNS OF WARM WHITE STRAIGHT LED STRIP LIGHT MOUNTED UNDER THE BAR COUNTER BULKHEAD.
-  S6 S6: WARM WHITE FLEXIBLE LED STRIP LIGHT MOUNTED WITHIN THE REAR BAR JOINERY
-  S7 S7: WARM WHITE STRAIGHT LED STRIP LIGHT MOUNTED BEHIND THE FOUR SIDES OF THE MIRROR.
-  S8 S8: WARM WHITE STRAIGHT LED STRIP LIGHT RECESSED INTO THE CEILING.
-  S9 S9: WARM WHITE STRAIGHT LED STRIP LIGHT MOUNTED WITHIN THE GAMING ROOM CURTAIN PELMET.
-  S10 S10: WARM WHITE STRAIGHT LED STRIP LIGHT MOUNTED WITHIN THE GAMING ENTRY PORTAL.

